

Tag: _____ Engineer: _____
 Project: _____ Contractor: _____
 Location: _____ Architect: _____
 Date: _____ Submitted by: _____



Model FDD-SL-OW
 Slimline Out-of-Wall
 Dynamic Curtain Fire Damper
 1-1/2 Hour, UL555 Classified

Application:

The CVS-SAFE4 model FDD-SL-OW fire damper utilizes a curtain style blade to prevent the spread of fire through a penetration in a fire rated barrier made by a HVAC duct or transfer. The FDD-SL-OW is meant for when something prevents the fire damper from being within the plane of the wall/floor (such as a grille). The FDD-SL-OW can be installed vertically or horizontally and is meant for dynamic (fans stay on in a fire) and static (fans turn off in a fire) HVAC systems.

MAXIMUM VELOCITY: 2000 fpm (10.2 m/s) on all sizes.

MAXIMUM PRESSURE: 4"wg (1kPa) on all sizes.

Standard Construction:

	Standard	Optional
Frame Material	22 Gauge Galvanized Roll-formed Steel	-----
Blade Material and Type	22 Gauge Galvanized Roll-formed Steel	-----
Sleeve Material	12" long 20 Gauge Galv. Steel Sleeve wrapped in Thermal Blanket	Various Gauges & Sleeve Lengths Available
Thermal Blanket	0.25" (6) thick thermal blanket 3 sides for vertical and 4 sides for horizontal applications	-----
Frame Depth	2-3/8" (55)	-----
Dimensions	Actual - 1/4" (6)	Actual
Closure Spring	Stainless Steel (Horizontal)	Stainless Steel (Vertical)
Fusible Link	165° (74°C)	212° (100°C)
Mounting	Vertical	Horizontal
UL Hour Rating	1-1/2 Hour	-----

All dimensions shown in inches, parentheses () indicate millimeters.

Optional Construction:

212° Fusible Link

Factory Installed External Sleeve:

Length: 12 (305) 16 (406) 24 (610) Other: _____

Gauge: 20 (1.0) 18 (1.2) 16 (1.5) 14 (2.0) 10 (3.5)

Location in Sleeve: Standard Offset: _____

Framed Retaining Angles - 16 ga. x 1 1/2 x 1 1/2 (1.5x38x38)

Single Side Dual Side

Transitions (see next pages)

Type B Type C

Other Options:

- Static models (see Model FD-OW)
- True Round models (see Model FDD-RD)

Special Notes:

- The damper assembly can be installed from one side of the wall or floor and does not require retaining angles
- The fire damper, insulation and sleeve MUST be ordered from the factory as an assembly

**Typical 3 sides for vertical mount (shown) and typical 4 sides for horizontal mount



LISTINGS:

UL 555 Listing: R27700(UAE), R41135(KSA), R40068(Qatar), R41122(Egypt)

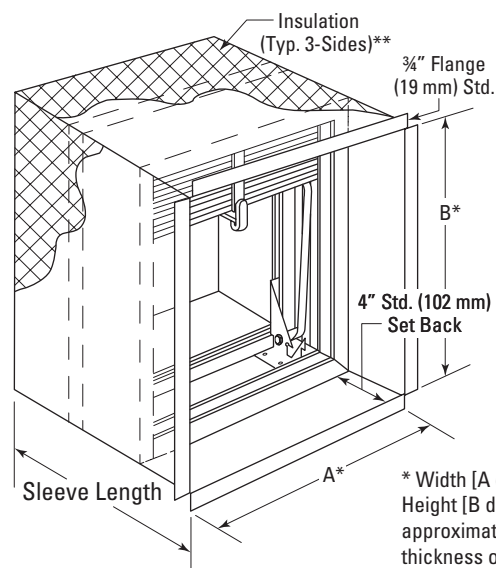


STANDARDS MET:

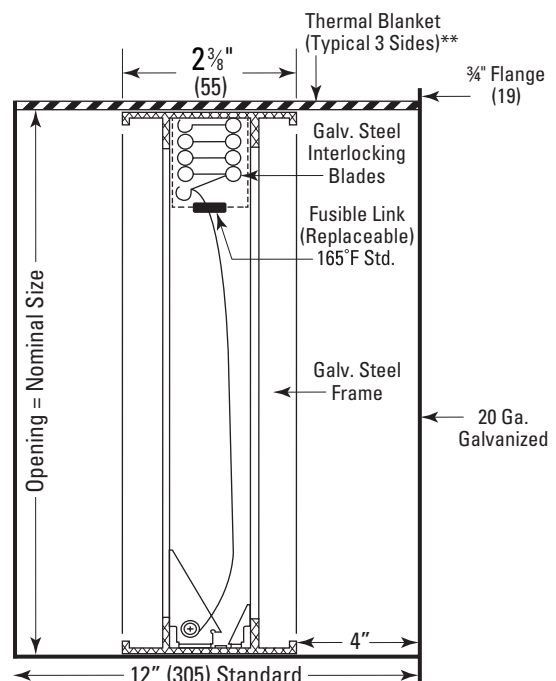
NFPA Standards: 80, 90A, 92A, 92B and 101

Building Code Standard:

ICC International Building Code



* Width [A dimension] and Height [B dimension] are approximately actual size, plus thickness of thermal blanket.



As part of our continuous improvement program, we reserve the right to make further improvements without notice.

Submittal

Type A Static Curtain Fire Damper

- For use in dynamic or static HVAC systems
- Frame and blade stack in air stream
- Approximately 75-85% Free Area
- Sleeve and insulation are factory installed
- 1-1/2 Hour Fire Rated

FDD-SL-OW-A Minimum & Maximum Sizes:

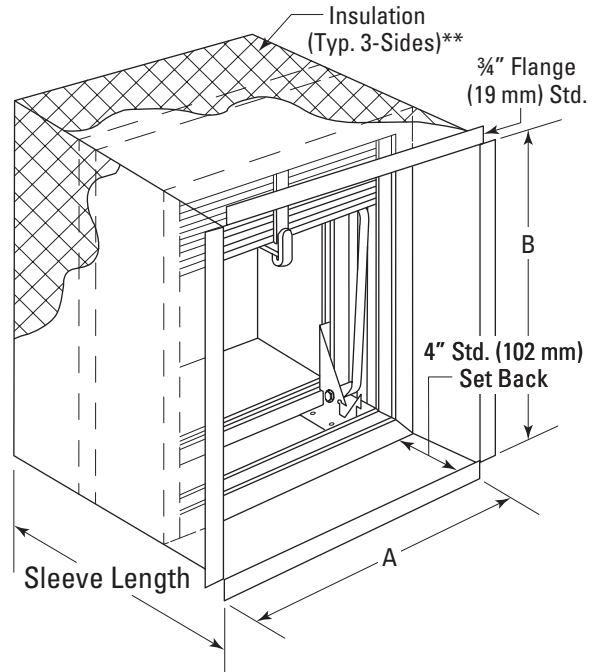
Type A Model	Minimum Size	Max. Single Section	Max. Multi-Section
	1.5 Hour	1.5 Hour	1.5 Hour
FDD-SL-OW-A (Vertical)	6 x 6 (152 x 152)	24 x 24 (610 x 610)	36 x 36 (914 x 914)
FDD-SL-OW-A (Horizontal)		24 x 24 (610 x 610)	36 x 36 (914 x 914)

All dimensions shown in inches, parentheses () indicate millimeters.

A Dimension = Duct Width

B Dimension = Duct Height

**Insulation provided on 3 sides for vertical mount, and 4 sides for horizontal mount



Type B Dynamic Curtain Fire Damper

- For use in dynamic or static HVAC systems
- Blade stack out of airstream
- Approximately 80-90% Free Area
- Sleeve and insulation are factory installed
- 1-1/2 Hour Fire Rated

FDD-SL-OW-B Minimum & Maximum Sizes:

Type B Model	Minimum Size	Max. Single Section
	1.5 Hour	1.5 Hour
FDD-SL-OW-B (Vertical)	6 x 4 (152 x 102)	24 x 21 (610 x 533)
FDD-SL-OW-B (Horizontal)		24 x 21 (610 x 533)

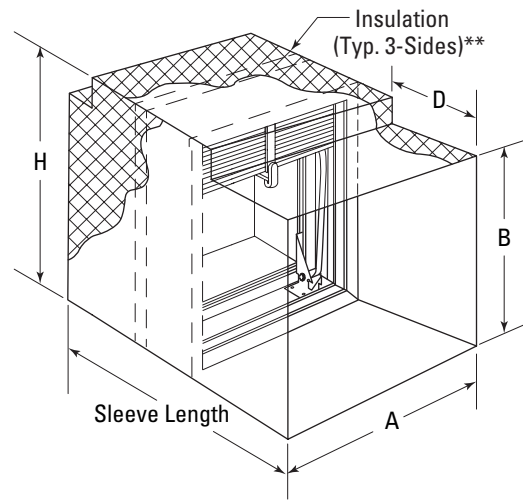
A Dimension = Duct Width

B Dimension = Duct Height

D Dimension = UL Wall Width

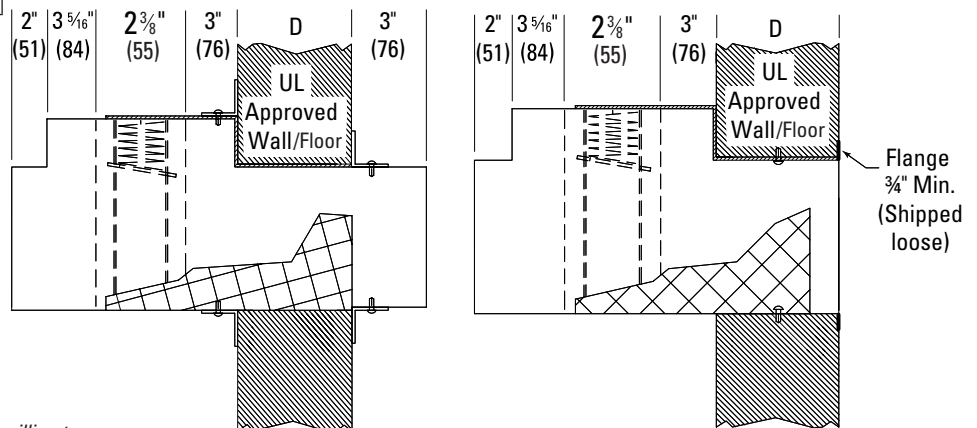
H Dimension = Overall Damper Height

**Insulation provided on 3 sides for vertical mount, and 4 sides for horizontal mount



Continuous Duct

Grille Mount



All dimensions shown in inches, parentheses () indicate millimeters.

As part of our continuous improvement program, we reserve the right to make further improvements without notice.

Submittal

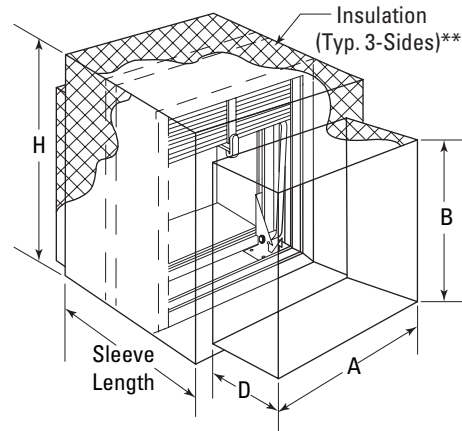
Type C Dynamic Curtain Fire Damper

- For use in dynamic or static HVAC systems
- Frame and blade stack out of airstream
- Approximately 95-100% Free Area
- Sleeve and insulation are factory installed
- 1-1/2 Hour Fire Rated

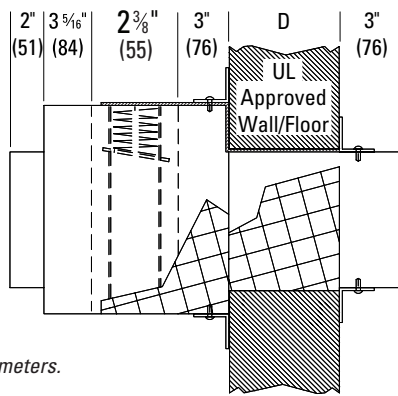
FDD-OW-C Minimum & Maximum Sizes:

Type C Model	Minimum Size	Max. Single Section
	1.5 Hour	1.5 Hour
FDD-SL-OW-C (Vertical)	5 x 3 (127 x 76)	23 x 20 (584 x 508)
FDD-SL-OW-C (Horizontal)		23 x 20 (584 x 508)

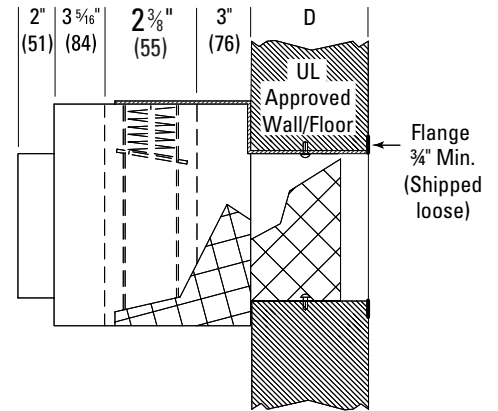
A Dimension = Duct Width
 B Dimension = Duct Height
 D Dimension = UL Wall/Floor Width
 H Dimension = Overall Damper Height
 **Insulation provided on 3 sides for vertical mount, and 4 sides for horizontal mount



Continuous Duct



Grille Mount



All dimensions shown in inches, parentheses () indicate millimeters.

Type SL-OW-B & SL-OW-C Size Charts

Duct Height (B)	Type SL-OW-B Damper Height (H)	
	Inches	
	Vert.	Horiz.
4	6	6
5	7	7
6	8	8
7	9	9
8	10	10
9	11	11
10	12	12
11	13	13
12	14	14
13	15	15
14	16	16
15	17	17
16	18	18

17	19	19
18	20	20
19	21	21
20	22	22
21	24	24
22	25	26
23	26	27
24	27	28
25	28	29
26	29	30
27	30	31
28	31	32
29	32	33
30	33	34
31	34	35
32	35	36

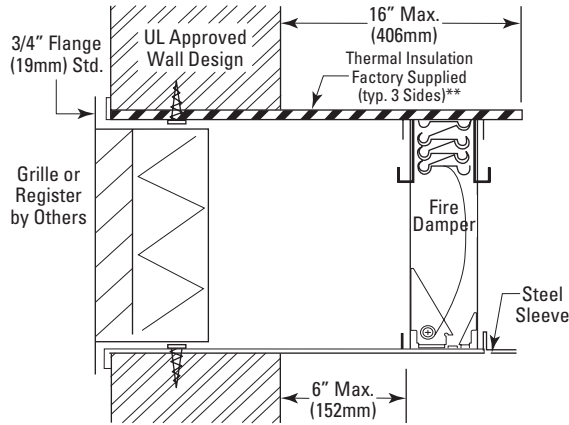
Duct Height (B)	Type SL-OW-C Damper Height (H)
Inches	Inches
3	6
4	7
5	8
6	9
7	10
8	11
9	12
10	13
11	14
12	15
13	16
14	17
15	18
16	19

17	20
18	21
19	22
20	23
21	25
22	26
23	27
24	28
25	29
26	30
27	31
28	32
29	33
30	34
31	35
32	36

Model FDD-SL-OW Typical Application

Vertical Application (Slimline Out-of-Wall)

**Grille Mount
with "-OW" Damper**



Horizontal Application (Slimline Out-of-Floor)

**Grille Mount
with "-OW" Damper**

