

Reference:

Client:

Project:

Consultant:

Location:

Contractor:

Date:

Submitted by:



Manufacturing Excellence

Model AD100/AD105

Tabbed Access Door
Cam-Lock Closure
Hinged and Hingeless Type

Application:

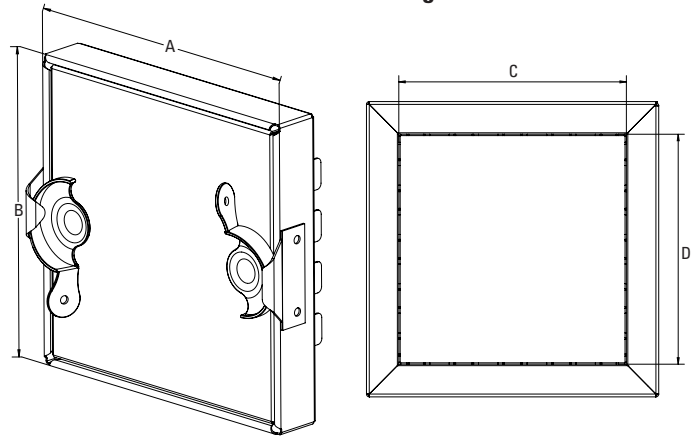
CVS Access Doors are designed to provide efficient and secure service access to critical areas in ducts for a wide range of commercial, industrial, and residential applications. Available in various materials including; Galvanized Steel, Mild Steel, Aluminium, Aluzinc and Stainless-Steel Construction. These Access Doors can be installed for both new and retrofit applications to provide maintenance access without compromising leakage and safety.

Standard Construction:

	Standard	Optional
Frame Material	24-Gauge Galvanised Steel*	Stainless Steel Aluzinc Aluminium
Door Material	26-Gauge Galvanised Steel*	Stainless Steel Aluzinc Aluminium
Lock Mechanism	Cam Lock Closure	-----
Attachment Type	Hingeless	Hinged
Insulation Thickness	1" (25mm) Fiberglass wool	2" (50mm) Fiberglass wool
Gasket	Neoprene	Polyurethane
Accessories	-----	Handle
Finish	Mill Finish	Powder Coated

* Construction for 4" w.g. pressure class. Contact Factory for other pressure classes.

Model AD100 - Hingeless



Minimum & Maximum Sizes:

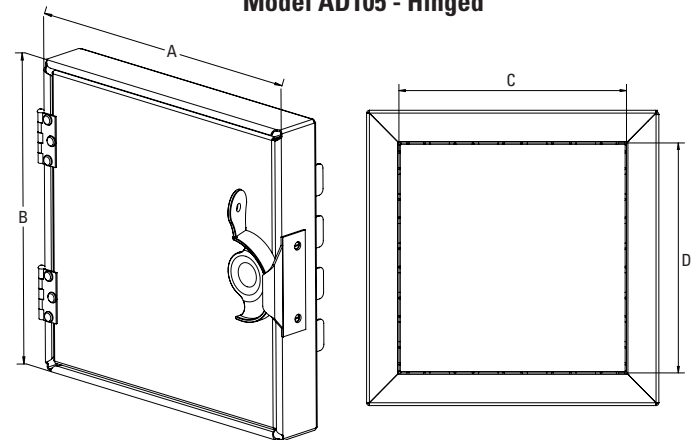
Model	Minimum Single Section	Maximum Single Section
AD100	6" x 6" (150 x 150)	24" x 24" (600 x 600)
AD105	6" x 6" (150 x 150)	24" x 24" (600 x 600)

- All dimensions shown in inches, parentheses () indicate millimeters.

- A x B are nominal frame size.

- Duct Opening size (C x D) for corresponding door dimension of (A x B) are undersized by 1" (25mm).

Model AD105 - Hinged



Optional Construction:

- Mild Steel Construction
- Stainless Steel Construction
- Aluminium Construction
- Welded Construction
- Wingnuts and Bolt Type Construction
- Single Skin Construction (without insulation)
- Handle
- Safety Steel Wire

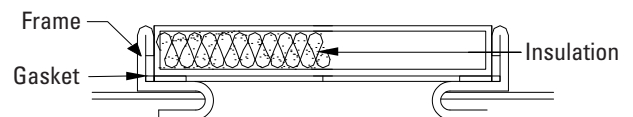
Ordering Information:

1. Model:
2. Frame Material:
3. Frame Width:
4. Frame Height:
5. Finish:

Galvanized Cam Locks:

Model	AD100	AD105
Dimensions		
Up to 12" (300mm)	2 cams	1 cam
Up to 18" (450mm)	2 cams	2 cams
Up to 24" (600mm)	4 cams	2 cams

Section View



As part of our continuous improvement program, we reserve the right to make further improvements without notice.

Submittal